

ETECNO1

The logo for ETECNO1 features the brand name in a bold, italicized, sans-serif font. The letters 'E', 'T', 'E', 'C', 'N', and 'O' are white with a red shadow effect. The final '1' is red and enclosed within a white circular outline. The logo is set against a blue background with a white swoosh element.

2018

A nighttime photograph of a city street. A dark-colored car is driving away from the viewer on the right side of the road. The car's taillights are illuminated, showing a bright red glow. The road is lit by streetlights, and a city skyline with lit-up buildings is visible in the background under a dark sky.

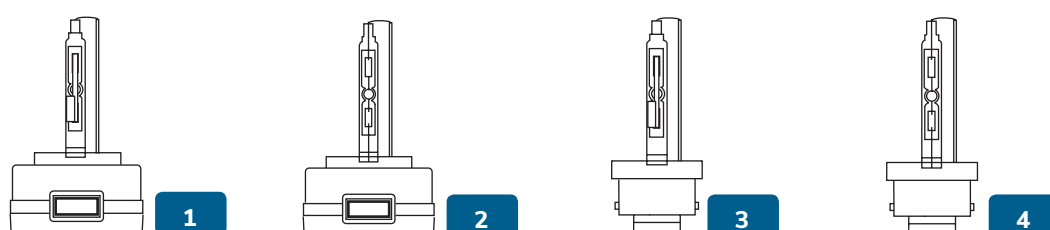
Lampade e Led

Bulbs and Led | Ampoules et Led

Bombillas y Led | Fahrzeuglampen und Led



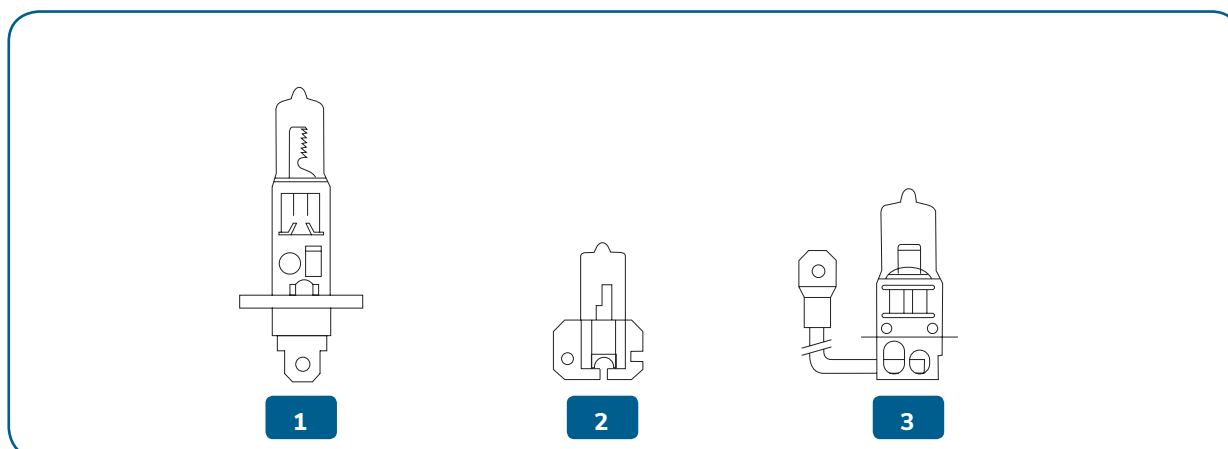
Xenon High Density Discharge



Confezionato	Attacco	Tipo	Volt	Watt	Colore	Disegno
G5000C1		D1C	12	35	4300K°	2
G5000R1	PK32d-3	D1R	12	35	4300K°	1
G5000S1	PK32d-2	D1S	12	35	4300K°	2
G5000C2		D2C	12	35	4300K°	4
G5001	P32d-3	D2R	12	35	4300K°	3
G5000	P32d-2	D2S	12	35	4300K°	4
G5000C3		D3C	12	35	4300K°	2
G5000R3	PK32d-6	D3R	12	35	4300K°	1
G5000S3	PK32d-5	D3S	12	35	4300K°	2
G5000C4		D4C	12	35	4300K°	4
G5000R4	P32d-6	D4R	12	35	4300K°	3
G5000S4	P32d-5	D4S	12	35	4300K°	4



Alogene Standard Xenon Plasma HP

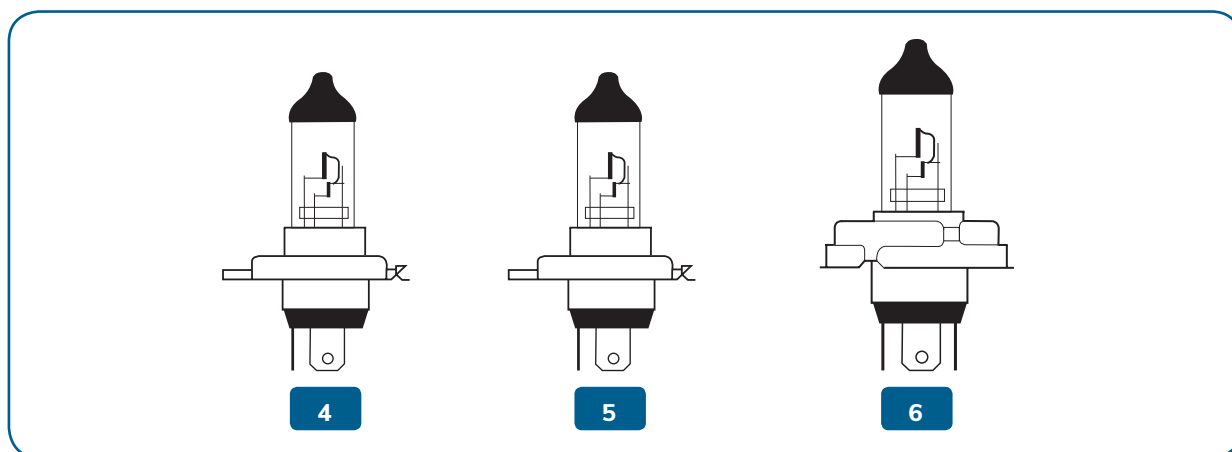


Imb. Ind.	Confezionato	Tipo	Volt	Watt	Attacco	Note	Disegno
G2502E	A2502E	H1	12	55	P14,5s		1
G2502HP	A2502HP	H1	12	55	P14,5s	High Power	1
G2502PLASMA		H1	12	55	P14,5s	Plasma - plastic case 2 pcs	1
G2502XN		H1	12	55	P14,5s	Xenon - plastic case 2 Pcs	1
G2512	A2512	H1	12	100	P14,5s		1
G2503E	A2503E	H1	24	70	P14,5s		1
G2503XN		H1	24	70	P14,5s	Xenon - plastic case 2 Pcs	1
G2513	A2513	H1	24	100	P14,5s		1

Imb. Ind.	Confezionato	Tipo	Volt	Watt	Attacco	Note	Disegno
G2712	A2712	H2	12	100	X 511		2
G2703	A2703	H2	24	70	X 511		2

Imb. Ind.	Confezionato	Tipo	Volt	Watt	Attacco	Note	Disegno
G2505E	A2505E	H3	12	55	PK22s		3
G2505PLASMA		H3	12	55	PK22s	Plasma - plastic case 2 pcs	3
G2505XN		H3	12	55	PK22s	Xenon - plastic case 2 Pcs	3
G2515	A2515	H3	12	100	PK22s		3
G2525	A2525	H3	12	130	PK22s		3
G2506.35	A2506.35	H3	24	35	PK22S		3
G2506E	A2506E	H3	24	70	PK22s		3
G2506XN		H3	24	70	PK22s	Xenon - plastic case 2 Pcs	3
G2516	A2516	H3	24	100	PK22s		3

Alogene Standard Xenon Plasma HP

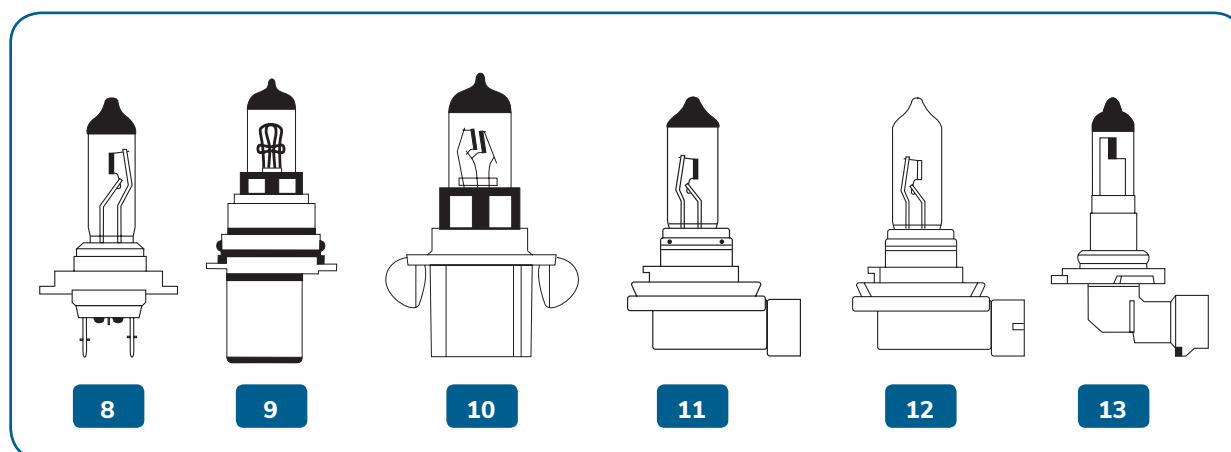


Imb. Ind.	Confezionato	Tipo	Volt	Watt	Attacco	Note	Disegno
G2507E	A2507E	H4	12	60/55	P43t		4
G2507HP	A2507HP	H4	12	60/55	P43t		4
G2507PLASMA		H4	12	60/55	P43t	Plasma - plastic case 2 pcs	4
G2507XN		H4	12	60/55	P43t	Xenon - plastic case 2 Pcs	4
G2547	A2547	H4	12	100/90	P43t		4
G2547PLASMA		H4	12	100/90	P43t	Plasma - plastic case 2 pcs	4
G2508E	A2508E	H4	24	75/70	P43t		4
G2508XN		H4	24	75/70	P43t	Xenon - plastic case 2 Pcs	4
G2528	A2528	H4	24	130/90	P43t		4

Imb. Ind.	Box	Tipo	Volt	Watt	Attacco	Note	Disegno
G2590	A2590	HS1	12	35/35	PX43t		5
G2590XN	A2590XN	HS1	12	35/35	PX43t	Xenon	5
G2567	A2567	H4	12	130/90	P43t		5

Imb. Ind.	Box	Tipo	Volt	Watt	Attacco	Note	Disegno
G2517	A2517	H5	12	60/55	P45t		6
G2517PLASMA		H5	12	60/55	P45t	Plasma - plastic case 2 pcs	6
G2577	A2577	H5	12	130/90	P45t		6
G2518	A2518	H5	24	75/70	P45t		6
G2538	A2538	H5	24	130/90	P45t		6

Alogene Standard Xenon Plasma HP

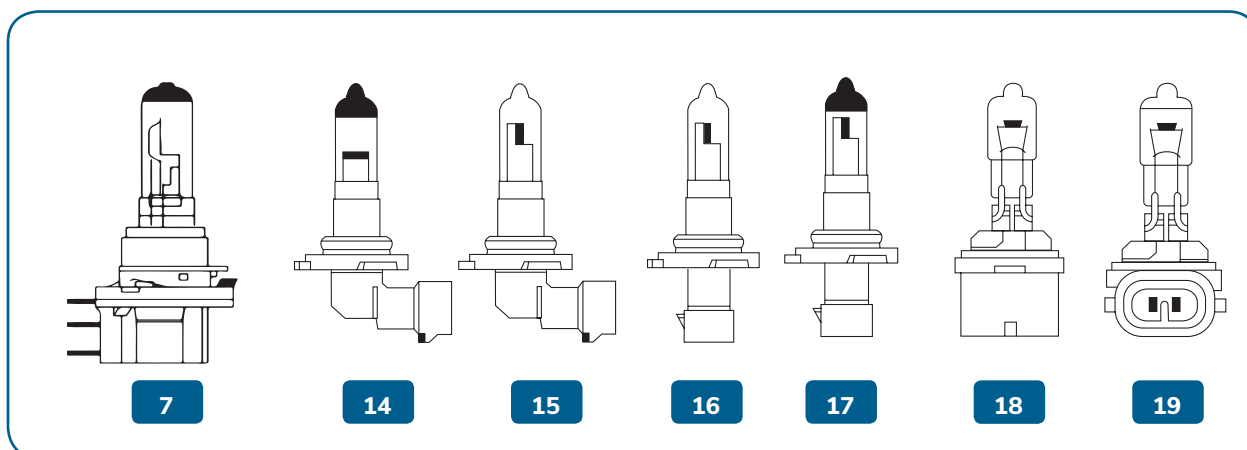


Imb. Ind.	Confezionato	Tipo	Volt	Watt	Attacco	Note	Disegno
G2550E	A2550E	H7	12	55	PX26d		8
G2550HP	A2550HP	H7	12	55	PX26d		8
G2550PLASMA		H7	12	55	PX26d	Plasma - plastic case 2 pcs	8
G2550XN		H7	12	55	PX26d	Xenon - plastic case 2 Pcs	8
G2551	A2551	H7	24	70	PX26d		8
G2551PLASMA		H7	24	70	PX26d	Plasma - plastic case 2 pcs	8
G2551XN		H7	24	70	PX26d	Xenon - plastic case 2 Pcs	8

Imb. Ind.	Confezionato	Tipo	Volt	Watt	Attacco	Note	Disegno
G2540	A2540	9004 HB1	12	65/45	P29t		9
G2540XN S		9004 HB1	12	65/45	P29t	Xenon - plastic case 1 Pcs	9
G2546	A2546	9007 HB5	12	65/55	PX29d		10
G2558	A2558	H13	12	65/45	PJ26-4t		10

Imb. Ind.	Confezionato	Tipo	Volt	Watt	Attacco	Note	Disegno
G2552HP	A2552HP	H8	12	35	PGJ/19-1	HP	11
G2552XN		H8	12	35	PGJ/19-1	Xenon - plastic case 2 Pcs	11
G2553HP	A2553HP	H9	12	65	PGJ/19-5	HP	12
G2553XN		H9	12	65	PGJ/19-5	Xenon - plastic case 2 Pcs	12
G2554	A2554	H10	12	42	PY20d		13
G2555HP	A2555HP	H11	12	55	PGJ/19-2	HP	11
G2555XN		H11	12	55	PGJ/19-2	Xenon - plastic case 2 Pcs	11
G2565	A2565	H11	24	70	PGJ/19-2		11
G2560	A2560	H16	12	19	PGJ19-3		11

Alogene Standard Xenon Xs Plasma HP

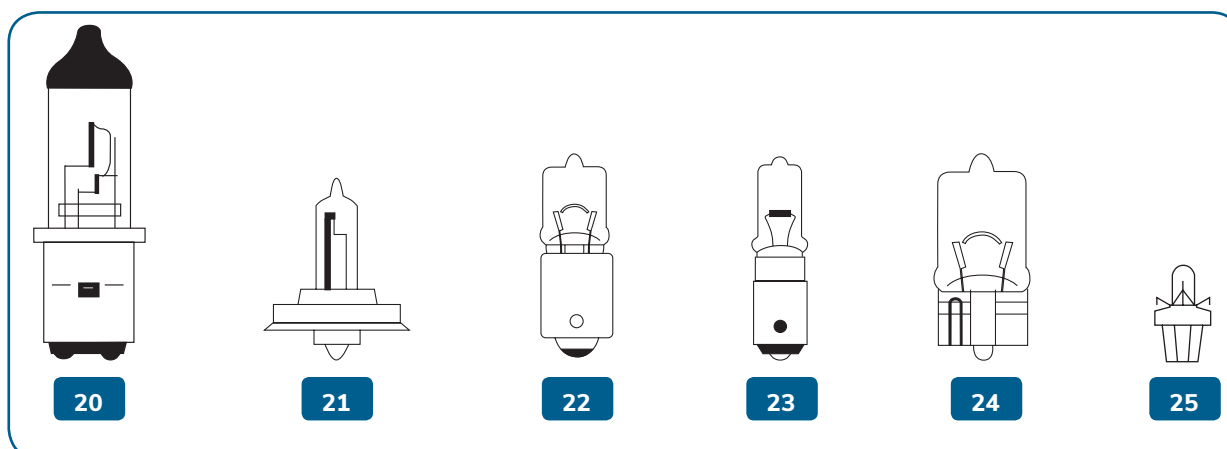


Imb. Ind.	Confezionato	Tipo	Volt	Watt	Attacco	Note	Disegno
G2556	A2556	H12	12	53	PZ20d		14
G2559	A2559	H15	12	55/15	PGJ23t-1		7
G2545HP	A2545HP	9005 HB3	12	65	P20d	HP	15
G2545XN		9005 HB3	12	65	P20d	Xenon - plastic case 2 Pcs	15
G2543HP	A2543HP	9006 HB4	12	55	P22d	HP	13
G2543XN		9006 HB4	12	55	P22d	Xenon - plastic case 2 Pcs	13

Imb. Ind.	Confezionato	Tipo	Volt	Watt	Attacco	Note	Disegno
G2545XS	A2545XS	9005 HB3 A	12	65	P20d	Xs	16
G2545XS XN		9005 HB3 A	12	65	P20d	Xenon Xs - plastic case 2 Pcs	16
G2543XS	A2543XS	9006 HB4 A	12	55	P22d	Xs	17
G2543XS XN		9006 HB4 A	12	55	P22d	Xenon Xs - plastic case 2 Pcs	17

Imb. Ind.	Confezionato	Tipo	Volt	Watt	Attacco	Note	Disegno
G2880	A2880	H-880	12	27	PG13 Axial		18
G2881	A2881	H-881	12	27	PG13J Right Angle		19
G2884	A2884	H-884	12	27	PG13 Axial		18
G2885	A2885	H-885	12	50	PG13 Axial		18
G2886	A2886	H-886	12	50	PG13J Right Angle		19
G2887	A2887	H-887	24	70	PG13J Right Angle		19
G2889	A2889	H-889	12	27	PG13J Right Angle		19
G2890	A2890	H-890	12	27	PG13 Axial		18
G2893	A2893	H-893	12	37,5	PG13 Axial		18
G2894	A2894	H-894	12	37,5	PG13J Right Angle		19
G2896	A2896	H-896	12	37,5	PG13J Right Angle		19

Alogene Standard Xenon Plasma HP



Imb. Ind.	Confezionato	Tipo	Volt	Watt	Attacco	Note	Disegno
G2520	A2520	S2 Halogen	12	35/35	BA20d		20
A2520XN		S2 Halogen	12	35/35	BA20d	Xenon	20

Imb. Ind.	Confezionato	Tipo	Volt	Watt	Attacco	Note	Disegno
G2585	A2585	S3 Halogen	6	15	P26s		21
G2587	A2587	Halogen	12	15	P26s		21

Imb. Ind.	Confezionato	Tipo	Volt	Watt	Attacco	Remarks	Disegno
G2536	A2536	H5W	12	5	BA9s		22
G2535	A2535	H10W	12	10	BA9s		22
G2592	A2592	H20W	12	20	BA9s		22

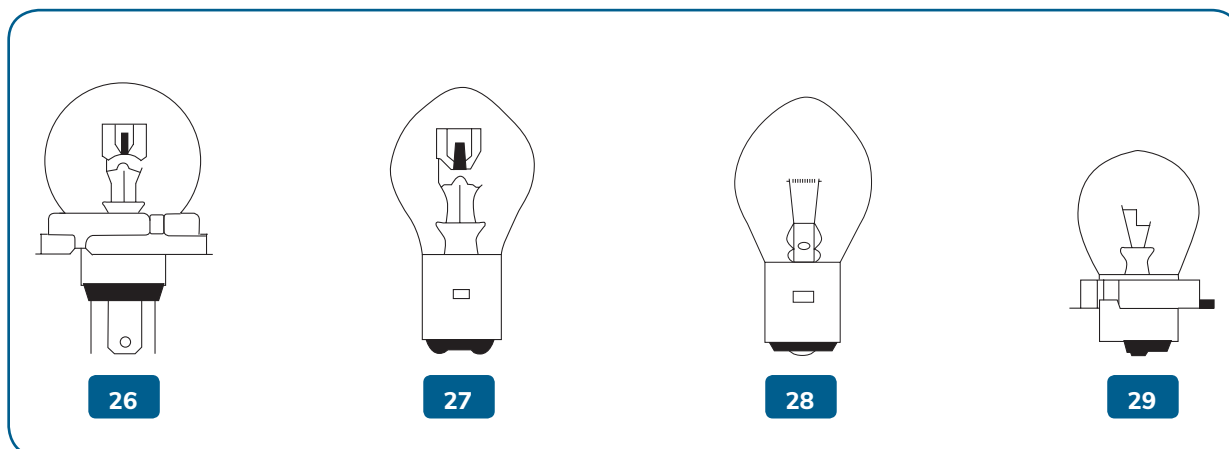
Imb. Ind.	Confezionato	Tipo	Volt	Watt	Attacco	Note	Disegno
G2537	A2537	H6W	12	6	BAX9s		22
A2537XN		H6W	12	6	BAX9s	Xenon	22

Imb. Ind.	Confezionato	Tipo	Volt	Watt	Attacco	Note	Disegno
G2532	A2532	H21W	12	21	BAY9S		23
A2532AMBER		HY21W	12	21	BAY9s		23
G2533	A2533	H21W	24	21	BAY9s		23

Imb. Ind.	Confezionato	Tipo	Volt	Watt	Attacco	Note	Disegno
G2530	A2530	Halogen W5W	12	6	W2,1x9,5d		24
A2530XN		Xenon W5W	12	6	W2,1x9,5d	Xenon	24

Imb. Ind.	Confezionato	Tipo	Volt	Watt	Attacco	Note	Disegno
G2580	A2580	Halogen	12	5	B10d		25

Standard



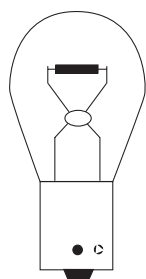
Imb. Ind.	Confezionato	Tipo	Volt	Watt	Attacco	Note	Disegno
G2031	A2031	ASY	6	45/40	P45t		26
G2831	A2831	ASY	6	45/40	P45t	Yellow	26
G2032	G2032	R2 ASY	12	45/40	P45t		26
G2832	A2832	R2 ASY	12	45/40	P45t	Yellow	26
G2033	A2033	ASY	24	55/50	P45t		26
G2833	A2833	ASY	24	55/50	P45t	Yellow	26

Imb. Ind.	Confezionato	Tipo	Volt	Watt	Attacco	Note	Disegno
G2014	A2014	Bilux	6	35/35	BA20d		27
G2015	A2015	Bilux	6	15/15	BA20d		27
G2016	A2016	Bilux	6	25/25	BA20d		27
G2017	A2017	Bilux	6	40/35	BA20d		27
G2020	A2020	S2 Bilux	12	35/35	BA20d		27
G2021	A2021	Bilux	12	45/40	BA20d		27
G2120	A2120	S1 Bilux	12	25/25	BA20d		27
G2022	A2022	Bilux	24	50/45	BA20d		27

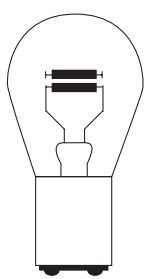
Imb. Ind.	Confezionato	Tipo	Volt	Watt	Attacco	Note	Disegno
G2070	A2070	Monolux	12	35	BA20s		28
G2071	A2071	Monolux	12	50	BA20s		28
G2072	A2072	Monolux	24	35	BA20s		28
G2073	A2073	Monolux	24	50	BA20s		28

Imb. Ind.	Confezionato	Tipo	Volt	Watt	Attacco	Note	Disegno
G2075	A2075	S3 Motorcycle	6	15	P26s		29
G2077	A2077	S3 Motorcycle	12	15	P26s		29
G2078	A2078	S3 Motorcycle	12	25	P26s		29

Standard



30

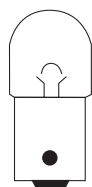


31

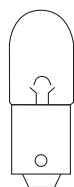
Imb. Ind.	Confezionato	Tipo	Volt	Watt	Attacco	Note	Disegno
G2001	A2001	P21W	6	21	BA15s		30
G2002.15	A2002.15	P21W	12	15	BA15s		30
G2002	A2002	P21W	12	21	BA15s		30
G2202	A2202	P21W	12	35	BA15s		30
G2800	A2800	P21W	12	21	BA15s	Red	30
G2801	A2801	P21W	12	21	BA15s	Amber	30
G2003.15	A2003.15	P21W	24	15	BA15s		30
G2003	A2003	P21W	24	21	BA15s		30
G2003H.D.	A2003H.D.	P21W	24	21	BA15s	Heavy Duty	30
G2203	A2203	P21W	24	35	BA15s		30
G2102	A2102	P21W	12	21	BA15d		30
G2103	A2103	P21W	24	21	BA15d		30
G2402	A2402	P21W	12	21	BAU15s		30
G2802	A2802	PY21W	12	21	BAU15s	Amber	30
G2813	A2813	PY21W	24	21	BAU15s	Amber	30
G2862	A2862	PY21W	12	21	BAU15s	Red	30
G2866	A2866	PR21W	12	21	BAW15S	Red	31

Imb. Ind.	Confezionato	Tipo	Volt	Watt	Attacco	Note	Disegno
G2005	A2005	P15/3	6	15/3	BAY15d		31
G2006	A2006	P21/5	6	21/5	BAY15d		31
G2007	A2007	P21/5	12	21/5	BAY15d		31
G2805	A2805	P21/5	12	21/5	BAY15d	Red	31
G2008	A2008	P21/5	24	21/5	BAY15d		31
G2107	A2107	P21/5	12	21/5	BA15d		31
G2108	A2108	P21/5	24	21/5	BA15d		31
G2407	A2407	P21/4	12	21/4	BAZ15d		31
G2867	A2867	P21/4	12	21/4	BAZ15d	Red	31
G2409	A2409	P21/4	24	21/4	BAZ15d		31

Standard



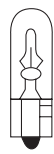
32



33



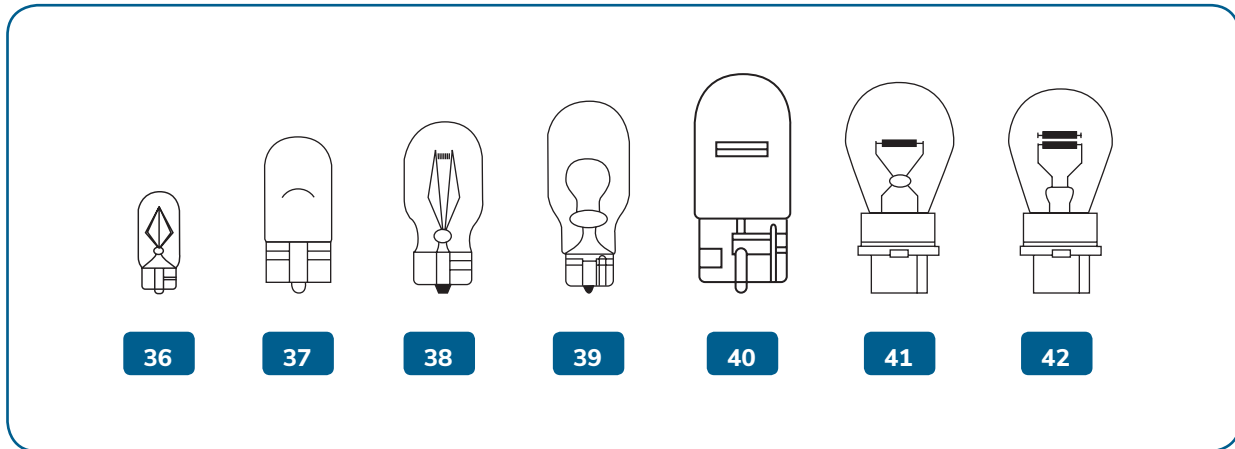
34



35

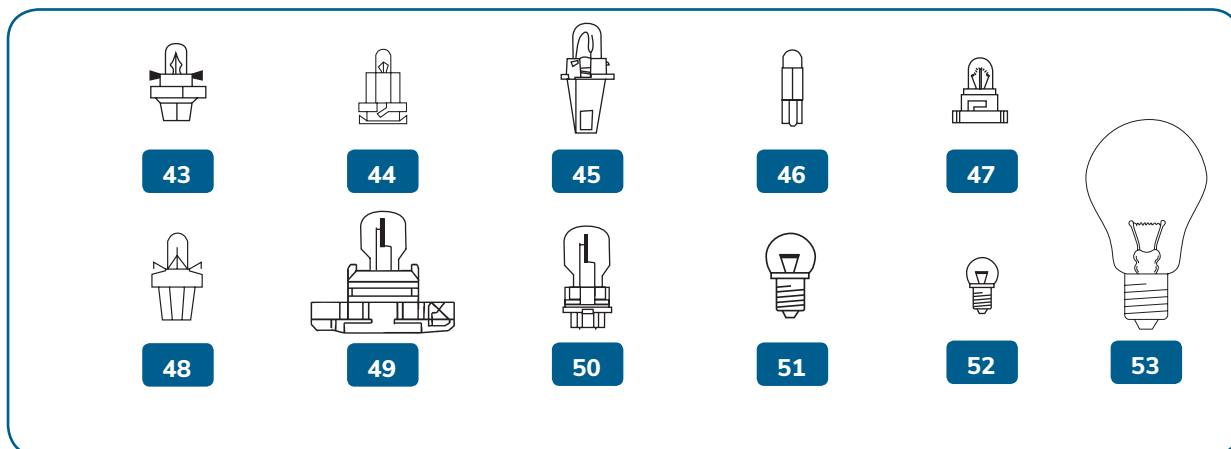
Imb. Ind.	Confezionato	Tipo	Volt	Watt	Attacco	Note	Disegno
G2010	A2010	R5W	6	5	BA15s		32
G2011	A2011	R5W	12	5	BA15s		32
G2011RED	A2011RED	R5W	12	5	BA15s	Red	32
G2110	A2110	R10W	6	10	BA15s		32
G2111	A2111	R10W	12	10	BA15s		32
G2111RED	A2111RED	R10W	12	10	BA15s	Red	32
G2012	A2012	R5W	24	5	BA15s		32
G2012H.D.	A2012H.D.	R5W	24	5	BA15s	Heavy Duty	32
G2112	A2112	R10W	24	10	BA15s		32
G2112H.D.	A2112H.D.	R10W	24	10	BA15s	Heavy Duty	32
G2211	A2211	R5W	12	5	BA15d		32
G2212	A2212	R5W	24	5	BA15d		32
G2811	A2811	RY10W	12	10	BAU15s	Amber	32
G2812	A2812	RY10W	24	10	BAU15s	Amber	32
G2035	A2035	T3W	6	3	BA9s		33
G2135	A2135	T4W	6	4	BA9s		33
G2235	A2235		6	5	BA9s		33
G2036	A2036	T3W	12	3	BA9s		33
G2036.2	A2036.2	T2W	12	2	BA9s		33
G2136	A2136	T4W	12	4	BA9s		33
G2236	A2236		12	5	BA9s		33
G2240	A2240		1,5	0,09	MS5s - 5/8		
G2037	A2037	T3W	24	3	BA9s		33
G2037.2	A2037.2	T2W	24	2	BA9s		33
G2137	A2137	T4W	24	4	BA9s		33
G2138	A2138	Panel	6	1,2	BA7s		34
G2038	A2038	Panel	12	2	BA7s		34
G2039	A2039	Panel	24	2	BA7s		34
G2340	A2340	T5 Mini Wedge	6	1,2	W2x4,6d		35
G2338	A2338	T5 Mini Wedge	12	1,2	W2x4,6d		35
G2348	A2348	T5 Mini Wedge	12	2	W2x4,6d		35
G2339	A2339	T5 Mini Wedge	24	1,2	W2x4,6d		35
G2349	A2349	T5 Mini Wedge	24	2	W2x4,6d		35

Standard



Imb. Ind.	Confezionato	Tipo	Volt	Watt	Attacco	Note	Disegno
G2341	A2341	T7 Mini Wedge	12	1,7	W2x7d		36
G2342	A2342	T7 Mini Wedge	12	2	W2x7d		36
Imb. Ind.	Confezionato	Tipo	Volt	Watt	Attacco	Note	Disegno
G2335	A2335	W2W T10	12	2	W2,1x9,5d		37
G2336	A2336	W3W T10	12	3	W2,1x9,5d		37
G2346	A2346	W5W T10	12	5	W2,1x9,5d		37
G2346AMBER	A2346AMBER	WY5W T10	12	5	W2,1x9,5d	Amber	37
G2346BLU	A2346BLU	WY5W T10	12	5	W2,1x9,5d	Blue	37
G2356	A2356	WBT10 T10	12	6	W2,1x9,5d		37
G2337	A2337	W3W T10	24	3	W2,1x9,5d		37
G2347	A2347	W5W T10	24	5	W2,1x9,5d		37
Imb. Ind.	Confezionato	Tipo	Volt	Watt	Attacco	Note	Disegno
G2366	A2366	T13	12	10	W2,1x9,5d		38
Imb. Ind.	Confezionato	Tipo	Volt	Watt	Attacco	Note	Disegno
G2370	A2370	T15	12	10	W2,1x9,5d		39
G2373	A2373	W16W T15	12	16	W2,1x9,5d		39
G2373AMBER	A2373AMBER	WY16W T15	12	16	W2,1x9,5d	Amber	39
G2371	A2371	T13	12	21	W2,1x9,5d		39
Imb. Ind.	Confezionato	Tipo	Volt	Watt	Attacco	Note	Disegno
G2372	A2372	W21W T20	12	21	W3x16d		40
G2372AMBER	A2372AMBER	WY21W T20	12	21	W3x16d	Amber	40
G2377	A2377	W21/5W T20	12	21/5	W3x16q		40
Imb. Ind.	Confezionato	Tipo	Volt	Watt	Attacco	Note	Disegno
G2302	A2302	P27W	12	27	W2,5x16d		41
G2302AMBER	A2302AMBER	PY27W	12	27	W2,5x16d	Amber	41
G2307	A2307	P27/7W	12	27/7	W2,5x16q		42
G2307AMBER	A2307AMBER	PY27/7W	12	27/7	W2,5x16q	Amber	42

Standard



Imb. Ind.	Confezionato	Tipo	Volt	Watt	Attacco	Note	Disegno
G2380	A2380	Plastic Socket	12	1,2	BX8,4d		43
G2390	A2390	Plastic Socket	12	2	BX8,4d		43
G2381	A2381	Plastic Socket	12	1,8	EBS R4		44
G2383	A2383	Plastic Socket	24	1,2	EBS R4		44

Imb. Ind.	Confezionato	Tipo	Volt	Watt	Attacco	Note	Disegno
G2385	A2385	Plastic Socket	12	1,2	BX2d		45
G2386	A2386	Miniature	12	0,5	KW 2,1x4,6		46
G2387	A2387	Plastic Socket	14	1,4	T 1/4 NW		47

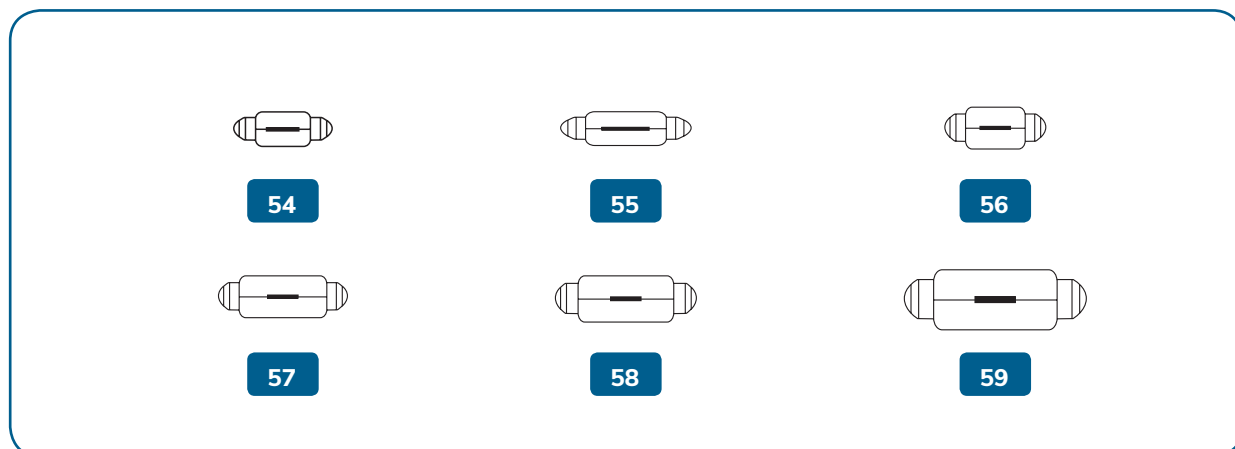
Imb. Ind.	Confezionato	Tipo	Volt	Watt	Attacco	Note	Disegno
G2388	A2388	Plastic socket	12	1,2	B8,5d		48
G2398	A2398	Plastic socket	12	2	B8,5d		48
G2389	A2389	Plastic socket	24	1,2	B8,5d		48

Imb. Ind.	Confezionato	Tipo	Volt	Watt	Attacco	Note	Disegno
G2397	A2397	Plastic socket	12	24	PW24W		50
G2399	A2399	Plastic socket	12	24	PG20/4	Amber	49

Imb. Ind.	Confezionato	Tipo	Volt	Watt	Attacco	Note	Disegno
G2903	A2903	Miniature	6	2,4	EP10		51
G2908	A2908	Miniature	12	3	E 10		52
G2909	A2909	Miniature	24	3	E 10		52

Imb. Ind.	Confezionato	Tipo	Volt	Watt	Attacco	Note	Disegno
G2080	A2080	Professional	12	40	E 27		53
G2081	A2081	Professional	12	60	E 27		53
G2082	A2082	Professional	24	40	E 27		53
G2083	A2083	Professional	24	60	E 27		53

Standard



Imb. Ind.	Confezionato	Tipo	Volt	Watt	Attacco	Note	Disegno
G2140	A2140	Festoon	6	3	8,5x31		54
G2141	A2141	Festoon	6	5	8,5x31		54
G2142	A2142	Festoon	12	3	8,5x31		54
G2143	A2143	Festoon	12	5	8,5x31		54
G2044	A2044	Festoon	6	3	8x38		55
G2046	A2046	Festoon	12	3	8x38		55
G2047	A2047	Festoon	12	5	8x38		55
G2360	A2360	Festoon	24	5	8x38		55
Imb. Ind.	Confezionato	Tipo	Volt	Watt	Attacco	Note	Disegno
G2252	A2252	Festoon	12	10	10,5x31		56
Imb. Ind.	Confezionato	Tipo	Volt	Watt	Attacco	Note	Disegno
G2048	A2048	C5W	6	5	SV8,5 10,5x38		57
G2049	A2049	C10W	6	10	SV8,5 10,5x38		57
G2051	A2051	C5W	12	5	SV8,5 10,5x38		57
G2052	A2052	C10W	12	10	SV8,5 10,5x38		57
G2053	A2053	C5W	24	5	SV8,5 10,5x38		57
G2153	A2153	C10W	24	10	SV8,5 10,5x38		57
Imb. Ind.	Confezionato	Tipo	Volt	Watt	Attacco	Note	Disegno
G2148	A2148	C5W	6	5	SV8,5 11x41		58
G2351	A2351	C5W	12	5	SV8,5 11x41		58
G2352	A2352	C10W	12	10	SV8,5 11x41		58
G2353	A2353	C5W	24	5	SV8,5 11x41		58
G2354	A2354	C10W	24	10	SV8,5 11x41		58
Imb. Ind.	Confezionato	Tipo	Volt	Watt	Attacco	Note	Disegno
G2054	A2054	Festoon	6	15	SV8,5 15x43		59
G2055	A2055	Festoon	6	18	SV8,5 15x43		59
G2056	A2056	Festoon	12	15	SV8,5 15x43		59
G2057	A2057	Festoon	12	18	SV8,5 15x43		59
G2057.21	A2057.21	Festoon	12	21	SV8,5 15x43		59
G2058	A2058	Festoon	24	20	SV8,5 15x43		59
G2058.15	A2058.15	Festoon	24	15	SV8,5 15x43		59

Kit emergenza



Kit emergenza	Lamp. Princ.	Volt	Watt	Attacco	Lampade ausiliarie
TR0200-02-02GT	ASY	12	45/40	P45t	G2002 - G2007 -G2011 - G2136 - Fuse 10 Ah
TR0300-02-02GT	ASY	24	55/50	P45t	G2003 - G2008 -G2012 - G2137 - Fuse 10 Ah
TR0700-02-02GT	H7	12	55	PX26d	G2002 - G2007 -G2011 - G2136 - Fuse 10 Ah
TR0800-02-02GT	H1	12	55	P14,5s	G2002 - G2007 -G2011 - G2136 - Fuse 10 Ah
TR0900-02-02GT	H1	24	70	P14,5s	G2003 - G2008 -G2012 - G2137 - Fuse 10 Ah
TR1000-02-02GT	H4	12	60/55	P43t	G2002 - G2007 -G2011 - G2136 - Fuse 10 Ah
TR1100-01-02GT	H4	24	75/70	P43t	G2003 - G2003 -G2012 - G2137 - Fuse 10 Ah
TR1200-02-02GT	H5	12	60/55	P45t	G2002 - G2007 -G2011 - G2136 - Fuse 10 Ah
TR1300-01-02GT	H5	24	75/70	P45t	G2003 - G2003 -G2012 - G2137 - Fuse 10 Ah
TR5100-01-02GT	H7	24	70	PX26d	G2003 - G2003 -G2012 - G2137 - Fuse 10 Ah

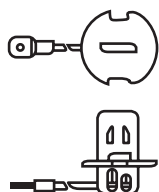
Attacchi



P14.5 s



X511



PK22 s



P43 t

PX43 t



P45 t



PX26 d



PGJ19-1

PGJ19-2

PG19-5



PX29 d



PZ20 d



PY20 d



P20 d

P22 d



P20 d

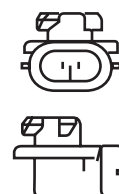
P22 d



PJ26-4 t



PG13



PG13 j



P26 s



BA20 d



BA20 s



BA15 s



BA15 d



BAU15 s



BAY15 d



BAZ15 d



BA9 s



BAX9 s



BAY9 s



BA7 s



E10



EP10



SV7



SV8.5



W2x4.6



W 2x7 d



W2.1x9.5



W3x16 d



W3x16 q



W2,5x16



EBS R4



B8,5 d



BX8,4 d



BX2 d



KW2,1x4,6



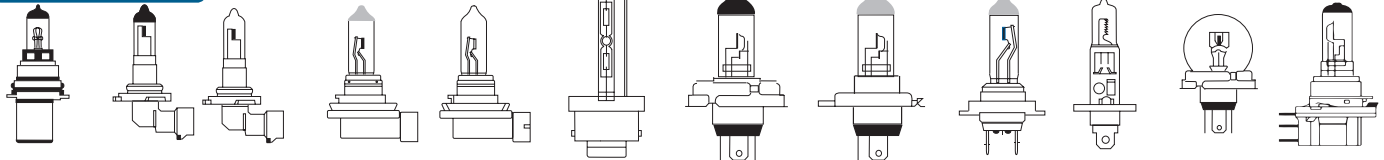
T1/4 NW



B10 d

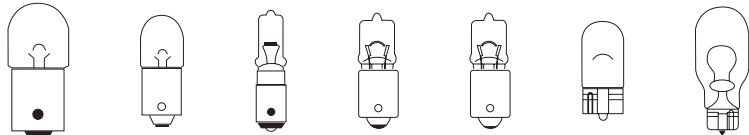
Applicazioni

PROIETTORI



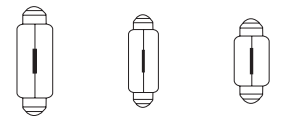
HB5-HB1 HB3 HB4 H8-H9-H10-H11-H12-H13 H.I.D. H5 H4 H7 H1 ASY H15

LUCI POSIZIONE / FRECCE



BA15s BA9s BAY9s H21 BAX9s H6 BA9s T10 T15

ABITACOLO

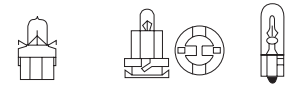


15x43 10,5x38 10,5x31

CRUSCOTTO



B8,5d T1/4NW BX8,4d

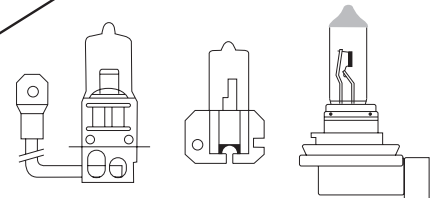


B10d EBSR11 T5



BX2d BA7s KW2,1x4,6

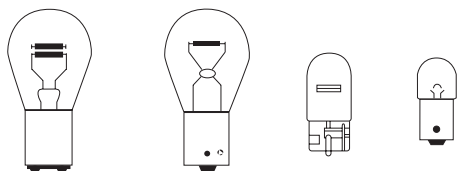
FENDINEBBIA



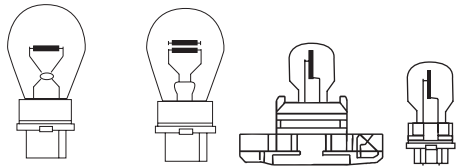
H3 H2 H8



TARGA STOP FRECCIA POSIZIONE



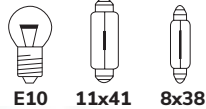
BAY15d BAZ15d BA15s T20 BA15s



W2,5x16d W2,5x16q PG20/4 PW24W



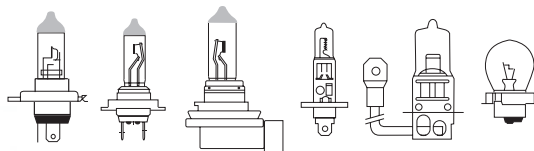
LUCI DI POSIZIONE POSTERIORI



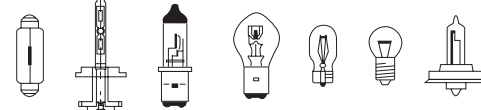
E10 11x41 8x38



PROIETTORI E LUCI DI POSIZIONE ANTERIORI




H4 H7 H8 H1 H3 P26S



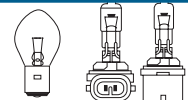
15x43 H.I.D. BA20d Bilux T13 EP10 P26S

LAMPADE DA OFFICINA




E27


VEICOLI AGRICOLI



BA20s Serie 800




Catalogo Lampade Led





Lampade Led

SERIE 4000

Disegno	Attacco	V	Codice	Led N°	Colori						Diam.	Note	Foto
					B	G	O	R	W	Y			
	BA 15s	12	G4002-5H-O	5H			X				25mm	HI	1
			G4002-5H-R				X						
			G4002-5H-W					X					
			G4002-12-O	12			X						
			G4002-12-R				X						
			G4002-12-W					X					
			G4002-19-O	19			X			3			
			G4002-19-R				X						
			G4002-19-W					X					
			G4002-24-O	24			X					4	
	G4002-24-R				X								
	G4002-24-W					X							
	G4003-5H-O	24	5H	G4003-5H-R			X		25mm	HI	1		
	G4003-5H-W						X						
	G4003-12-O			12			X						
	G4003-12-R						X						
	G4003-12-W							X					
	G4003-19-O			19			X				3		
	G4003-19-R						X						
	G4003-19-W							X					
G4003-24-O	24					X				4			
G4003-24-R						X							
G4003-24-W					X								
BAU15s	12	12	G4802-12-O			X		25mm			5		
			G4813-12-O			X							
BAY 15d	12	12	G4007-12-R				X	25mm		5			
			G4007-12-W				X						
			G4007-19-W	19			X						
			G4007-24-W	24			X						
	24	12	G4008-12-R				X			5			
			G4008-12-W				X						
			G4008-19-W	19			X						
			G4008-24-W	24			X						
BA 15s	12	12	G4011-3-O	3			X	18,5mm		8			
			G4011-3-W								X		
			G4011-5-O	5			X				9		
			G4011-5-R				X						
			G4011-5-W							X			
			G4011-9-O		9					X			
	G4011-9-W					X							
	24	3	G4012-3-W							X	8		
			G4012-5-B		X								
			G4012-5-R	5						X		9	
			G4012-5-W							X			
			G4012-9-W	9						X		10	
								X					

LEGENDA

Colori: B = blue - blu, W = white - bianco, R = red - rosso, G = green - verde, Y = yellow - giallo, O = orange - arancio, RGB = rainbow - arcobaleno
 Note: HI = alta intensità, BS = bulbo sferico, BSF = bulbo sferico frosted, BQ = bulbo quadrato, CB = Can-bus

Lampade Led

SERIE 4000

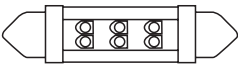
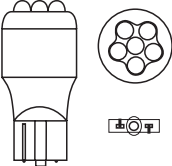
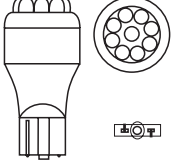
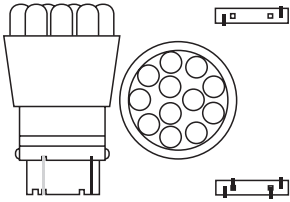
Disegno	Attacco	V	Codice	Led N°	Colori						Diam.	Note	Foto
					B	G	O	R	W	Y			
	BA 9s - T9	12	G4136-1H-W	1H					X	9mm	HI	11	
			G4136-1-B	1	X								
			G4136-1-R				X						
		G4136-4-W	4					X				12	
		G4137-1H-B	1H	X					X		HI	11	
		G4137-1H-W						X					
G4137-4-B	4	X					X	12					
	BAX 9s - (150°)	12	G4537-1-B	1	X					9mm		41	
			G4537-1-W					X					
			G4537-6-B	6	X							HI	42
			G4537-6-W					X					
	T10 wb-W2,1x9,5d	12	G4346-1BQ-B	1	X					9mm	BQ	13	
			G4346-1BQ-O				X						
			G4346-1BQ-W						X				
			G4346-1-B	X							BS	14	
			G4346-1-O			X							
			G4346-1-R				X						
			G4346-1-W						X				
			G4346-1F-B	1F	X							BSF	15
			G4346-1F-O				X						
			G4346-1F-W						X				
			G4346-3-B	3	X							BS	16
			G4346-3-O				X						
			G4346-3-W						X				
			G4346-4-B	4	X						X	C/B	17
G4346-4-W						X							
GCB4346-2-W	2						X						
	T10 wb-W2,1x9,5d	24	G4347-1BQ-B	1	X					9mm	BQ	13	
			G4347-1BQ-W						X				
			G4347-1-B		X								
			G4347-1-W						X			BS	14
			G4347-1F-B	1F	X								
			G4347-1F-W						X				
			G4347-3-B	3	X							BSF	15
			G4347-3-W						X				
G4347-4-B	4	X					X	BS	16				
G4347-4-W						X							
	FESTOON 10,5x31	12	G4252-3-RGB	3	X	X		X		10mm		18	
			G4252-4-B	4	X								
			G4252-4-W						X				
	FESTOON 10,5x38	12	G4051-4-B	4	X					10,5mm	C/B	19	
			G4051-4-W						X				
			G4051-6-RGB	6	X	X		X					
		GCB4051-3-W	3					X					
		G4053-4-B	24	4	X								
		G4053-4-W						X					
G4053-6-RGB	6	X	X		X								

LEGENDA

Colori: B = blue - blu, W = white - bianco, R = red - rosso, G = green - verde, Y = yellow - giallo, O = orange - arancio, RGB = rainbow - arcobaleno
 Note: HI = alta intensità, BS = bulbo sferico, BSF = bulbo sferico frosted, BQ = bulbo quadrato, CB = Can-bus

Lampade Led

SERIE 4000






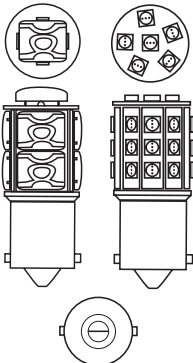
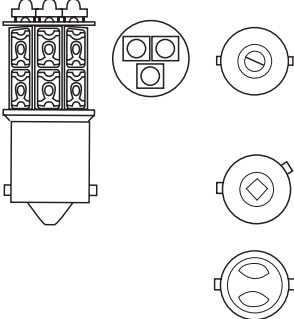
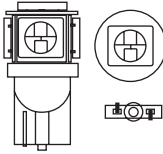
Disegno	Attacco	V	Codice	Led N°	Colori						Diam.	Note	Foto
					B	G	O	R	W	Y			
	FESTOON 11x41	12	G4351-6-W	6					X		11mm	C/B	20
			GCB4351-3-W	3					X				
			G4353-6-W	6					X				
	T13 wb-W2,1x9,5d	12	G4366-6-W	6					X		13mm		21
	T15 wb-W2,1x9,5d	12	G4370-9-W	9					X		15mm		22
	P/W- W2,5x16d	12	G4302-12-O	12			X				26mm	USA	23
			G4302-12-R				X						
			G4302-12-W					X					
			G4302-19-O		19		X						
	P/W- W2,5x16q	12	G4302-19-W	19				X					
			G4307-12-O	12		X							
			G4307-12-W	12				X					
			G4307-19-O	19		X							
T20 wb-W3x16d	12	G4307-19-W	19				X						
		G4372-9-W	9				X						
		G4372-12-O	12		X								
		G4372-12-W	12				X						
T20 wb-W3x16q	12	G4372-18-W	18				X						
		G4377-9-W	9				X						
		G4377-12-W	12				X						
T20 wb-W3x16q	12	G4377-18-W	18				X						
		G4338-1-B	1	X						5mm	BQ	28	
		G4338-1-G			X								
G4338-1-O				X									
G4338-1-R					X								
G4338-1-W						X							
G4338-1-Y							X						
T5 wb-W2x4,6d	12	G4339-1-B	1	X									
		G4339-1-G			X								
		G4339-1-O				X							
		G4339-1-R					X						
		G4339-1-W						X					
		G4339-1-Y							X				
T5 wb-W2x4,6d	24	G4339-1-B	1	X									
		G4339-1-G			X								
		G4339-1-O				X							
		G4339-1-R					X						
		G4339-1-W						X					
		G4339-1-Y							X				

LEGENDA

Colori: B = blue - blu, W = white - bianco, R = red - rosso, G = green - verde, Y = yellow - giallo, O = orange - arancio, RGB = rainbow - arcobaleno
 Note: HI = alta intensità, BS = bulbo sferico, BSF = bulbo sferico frosted, BQ = bulbo quadrato, CB = Can-bus

Lampade Led

SERIE 4000

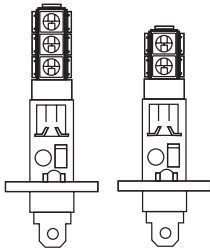
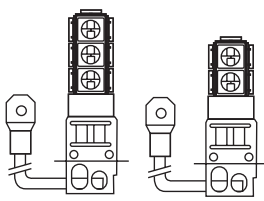
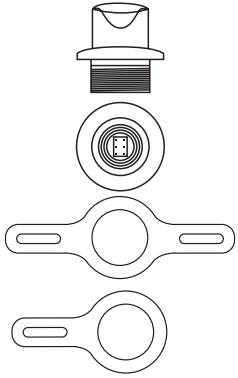
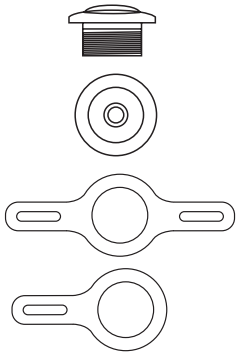
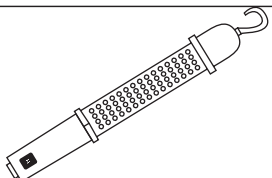

Disegno	Attacco	V	Codice	Led N°	Colori						Diam.	Note	Foto
					B	G	O	R	W	Y			
	EBS R11	12	G4381-1-W	1					X		29		
		24	G4383-1-W	1					X				
	MS5s - 5/8	1,5	G4240-1-W	1					X		41		
	B8,4d	12	G4380-1-W	1					X	8,4mm	37		
	B8,5d	12	G4388-1-W	1					X	8,5mm	38		
		24	G4389-1-W	1					X				
	T1/4 NW	14	G4387-1-W	1					X		39		
	BA15s	12	GV4011-9-B	9	X						18mm	30	
			GV4011-9-R					X					
			GV4011-9-W						X				
		24	GV4012-9-B	9	X								
			GV4012-9-R					X					
	BA15s	12	GV4002-13-O	13			X			25mm	34		
			GV4002-13-R				X						
			GV4002-13-W					X					
	24	GV4003-13-O	13			X							
		GV4003-13-R				X							
		GV4003-13-W					X						
	BAU15s	12	GV4802-13-O	13			X						
		24	GV4813-13-O				X						
	BAY15d	12	GV4007-13-R	13				X					
			GV4007-13-W					X					
24			GV4008-13-R				X						
			GV4008-13-W				X						
	T10 wb-W2, 1x9,5d	12	GV4530-5-B	5	X					10mm.	HI	40	
			GV4530-5-W					X					
		24	GV4531-5-B	5	X								
			GV4531-5-W					X					

LEGENDA

Colori: B = blue - blu, W = white - bianco, R = red - rosso, G = green - verde, Y = yellow - giallo, O = orange - arancio, RGB = rainbow - arcobaleno
 Note: HI = alta intensità, BS = bulbo sferico, BSF = bulbo sferico frosted, BQ = bulbo quadrato, CB = Can-bus

Lampade Led

SERIE 4000

Disegno	Attacco	V	Codice	Led N°	Colori						Diam.	Note	Foto
					B	G	O	R	W	Y			
	P14,5s	12	GV4502-9-W	9					X		HI		
			GV4502-13-W	13				X					
		24	GV4503-9-W	9				X					
			GV4503-13-W	13				X					
	PK22s	12	GV4505-9-W	9					X	10mm.	HI	40	
			GV4505-13-W	13				X					
		24	GV4506-9-W	9				X					
			GV4506-13-W	13				X					
	Applicazioni Universali	12	GL4492-1H-B	1H	X						30,4mm	33	
			GL4492-1H-G			X							
			GL4492-1H-R				X						
			GL4492-1H-W					X					
	Lente sporgente	24	1H	GL4493-1H-B	X								
				GL4493-1H-G		X							
				GL4493-1H-R			X						
				GL4493-1H-W				X					
	Applicazioni Universali	12	G4492-1H-B	1H	X						30,4mm	32	
			G4492-1H-G			X							
			G4492-1H-R				X						
			G4492-1H-W					X					
	Lente Piatta	24	1H	G4493-1H-B	X								
				G4493-1H-G		X							
				G4493-1H-R			X						
				G4493-1H-W				X					
	Torcia Professionale Lunghezza 440mm		GRP12-60-W	60					X	Incluso caricabatterie con trasformatore 220V e attacco accendisigari 12V	41		
	Resistenza Compensativa	12	LC08 - 5W									42	
			LC09 - 21W										
		24	LC10 - 5W										
			LC11 - 21W										

LEGENDA

Colori: B = blue - blu, W = white - bianco, R = red - rosso, G = green - verde, Y = yellow - giallo, O = orange - arancio, RGB = rainbow - arcobaleno
 Note: HI = alta intensità, BS = bulbo sferico, BSF = bulbo sferico frosted, BQ = bulbo quadrato, CB = Can-bus

Lampada Led

SERIE 4000

Immagine	N.	Volts	Codice	N° Led	Attacco
	1	12	G4002-5H-O	5H	BA15s
			G4002-5H-R		
			G4002-5H-W		
	24	G4003-5H-O			
		G4003-5H-R			
		G4003-5H-W			
	2	12	G4002-12-O	12	BA15s
			G4002-12-R		BAU15s
			G4002-12-W		BA15s
	24	G4802-12-O	BA15s		
		G4003-12-O	BAU15s		
		G4003-12-R	BA15s		
		G4003-12-W	BAU15s		
		G4813-12-O	BAU15s		
	3	12	G4002-19-O	19	BA15s
			G4002-19-R		
			G4002-19-W		
	24	G4003-19-O			
		G4003-19-R			
		G4003-19-W			
	4	12	G4002-24-O	24	BA15s
			G4002-24-R		
			G4002-24-W		
	24	G4003-24-O			
		G4003-24-R			
		G4003-24-W			
	5	12	G4007-12-R	12	BAY15d
			G4007-12-W		
	24	G4008-12-R	BAY15d		
		G4008-12-W			

Immagine	N.	Volts	Codice	N° Led	Attacco
	6	12	G4007-19-W	19	BAY15d
		24	G4008-19-W		
	7	12	G4007-24-W	24	BAY15d
	24	G4008-24-W			
	8	12	G4011-3-O	3	BA15s
			G4011-3-W		
		24	G4012-3-W		
	9	12	G4011-5-O	5	BA 15s
			G4011-5-R		
			G4011-5-W		
	24	G4012-5-B			
		G4012-5-R			
G4012-5-W					
	10	12	G4011-9-O	9	BA 15s
			G4011-9-W		
		24	G4012-9-W		

Lampade Led

SERIE 4000

Immagine	N.	Volts	Codice	N° Led	Attacco
	11	12	G4136-1H-W	1	BA 9s - T9
			G4136-1-B		
			G4136-1-R		
		24	G4137-1H-B		
			G4137-1H-W		
	12	12	G4136-4-W	4	BA 9s - T9
		24	G4137-4-B		
			G4137-4-W		
	41	12	G4537-1-B	1	BAX 9s (150°)
			G4537-1-W		
	42	12	G4537-6-B	1	BAX 9s (150°)
			G4537-6-W		
	13	12	G4346-1BQ-B	1	T10 wb W2,1x9,5d
			G4346-1BQ-W		
			G4346-1BQ-O		
		24	G4347-1BQ-B		
			G4347-1BQ-W		
	14	12	G4346-1-B	1	T10 wb W2,1x9,5d
			G4346-1-O		
			G4346-1-W		
		24	G4347-1-B		
			G4347-1-W		
	15	12	G4346-1F-W	1	T10 wb W2,1x9,5d
			G4346-1F-B		
			G4346-1F-O		
		24	G4347-1F-W		
			G4347-1F-B		

Immagine	N.	Volts	Codice	N° Led	Attacco
	16	12	G4346-3-B	3	T10 wb W2,1x9,5d
			G4346-3-W		
			G4346-3-O		
		24	G4347-3-B		
			G4347-3-W		
	17	12	G4346-4-B	4	T10 wb W2,1x9,5d
			G4346-4-W		
		24	G4347-4-B		
			G4347-4-W		
	18	12	G4252-3-RGB	3	FESTOON 10,5x31
			G4252-4-B	4	
			G4252-4-W		
	19	12	G4051-4-B	4	FESTOON 10,5x38
			G4051-4-W	6	
			G4051-6-RGB	6	
		24	G4053-4-B	4	
			G4053-4-W	6	
			G4053-6-RGB	6	
	20	12	G4351-6-W	6	FESTOON 11x41
		24	G4353-6-W		
	21	12	G4366-6-W	6	T13 wb W2,1x9,5d

Lampade Led

SERIE 4000

Immagine	N.	Volts	Codice	N° Led	Attacco
	22	12	G4370-9-W	9	T15 wb W2,1x9,5d
	23	12	G4302-12-O	12	P/W W2,5x16d
			G4302-12-R		
			G4302-12-W		
		AUTO U.S.A.			
12	G4307-12-O	P/W W2,5x16q			
	G4307-12-W				
	24	12	G4302-19-O	19	P/W W2,5x16d
			G4302-19-W		
		AUTO U.S.A.			
		12	G4307-19-O		P/W W2,5x16q
G4307-19-W					
	25	12	G4372-9-W	9	T20 wb W3x16d
		12	G4377-9-W		T20 wb W3x16q
	26	12	G4372-12-O	12	T20 wb W3x16d
			G4372-12-W		
		12	G4377-12-W		T20 wb W3x16q

Immagine	N.	Volts	Codice	N° Led	Attacco
	27	12	G4372-18-W	18	T20 wb W3x16d
		12	G4377-18-W		T20 wb W3x16q
	28	12	G4338-1-B	1	T5 wb W2x4,6d
			G4338-1-G		
			G4338-1-O		
			G4338-1-R		
			G4338-1-W		
			G4338-1-Y		
			G4339-1-B		
		24	G4339-1-G		
			G4339-1-O		
			G4339-1-R		
			G4339-1-W		
			G4339-1-Y		
	29	12	G4381-1-W	1	EBS R11
		24	G4383-1-W		
	37	12	G4380-1-W	1	B 8,4d
	38	12	G4338-1-W	1	B 8,5d
		24	G4339-1-W		
	39	14	G4387-1-W	1	T1/4 NW
	41	1,5	G4240-1-W	1	MS5s - 5/8


Lampade Led

SERIE 4000

Immagine	N.	Volts	Codice	N° Led	Attacco
	30	12	GV4011-9-B	9	BA 15s
			GV4011-9-R		
			GV4011-9-W		
	24	GV4012-9-B			
		GV4012-9-R			
		GV4012-9-W			
	34	12	GV4002-13-O	13	BA 15s
			GV4002-13-R		
			GV4002-13-W		
	24	GV4003-13-O			
		GV4003-13-R			
		GV4003-13-W			
	35	12	GV4802-13-O	13	BAU 15s
			GV4813-13-O		
		24	GV4813-13-O		

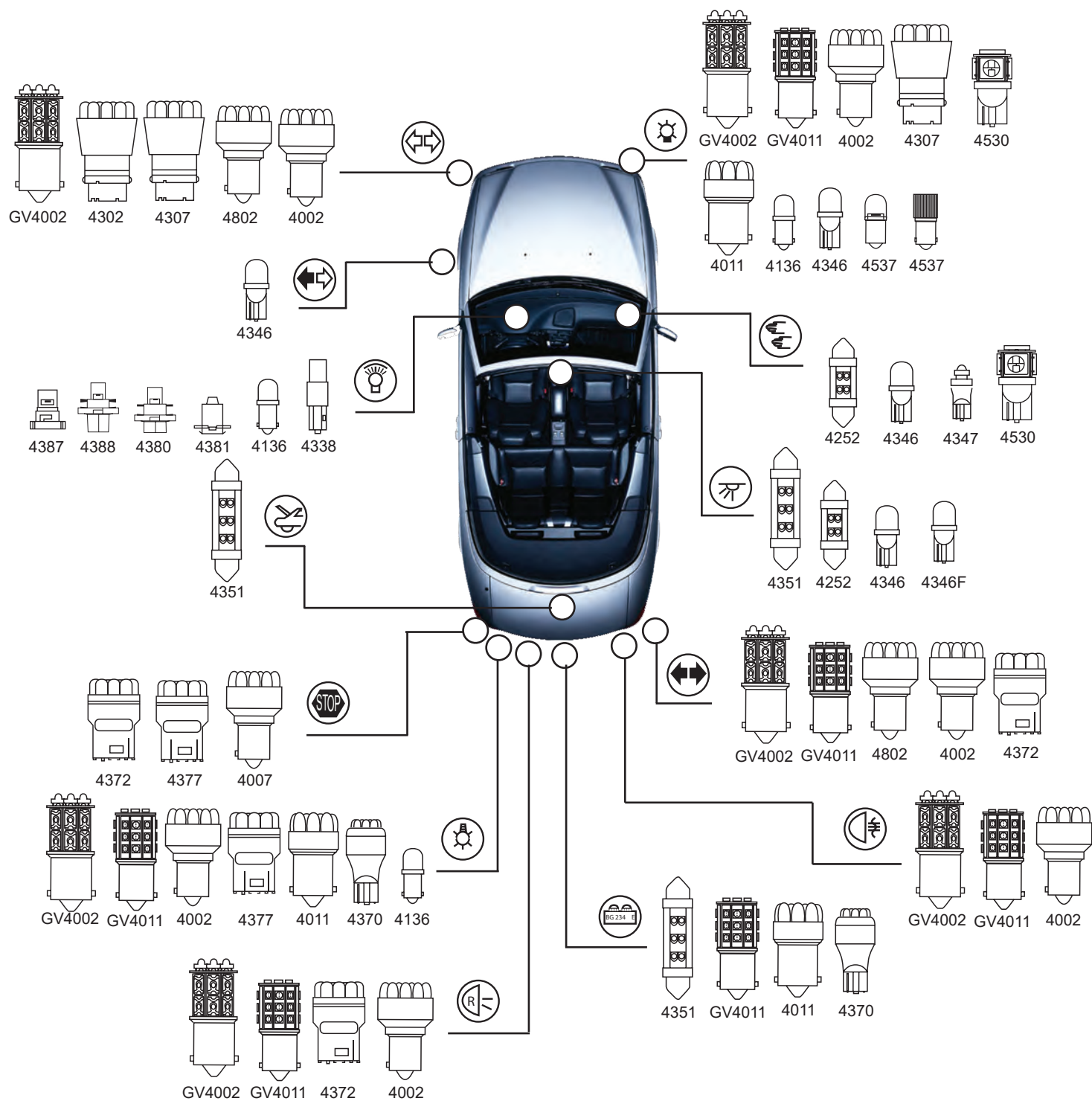
Immagine	N.	Volts	Codice	N° Led	Attacco
	36	12	GV4007-13-R	13	BAY 15d
			GV4007-13-W		
	24	GV4008-13-R			
		GV4008-13-W			
	40	12	GV4530-5-B	5	T10 wb-W2,1x9,5d
			GV4530-5-W		
	24	GV4531-5-B			
		GV4531-5-W			

	32	12	G4492-1H-B	1H	Universale
			G4492-1H-G		
			G4492-1H-R		
			G4492-1H-W		
			G4492-1H-Y		
	24	G4493-1H-B			
		G4493-1H-G			
		G4493-1H-R			
		G4493-1H-W			
		G4493-1H-Y			
	33	12	GL4492-1H-B	1H	Universale
			GL4492-1H-G		
			GL4492-1H-R		
			GL4492-1H-W		
			GL4492-1H-Y		
	24	GL4493-1H-B			
		GL4493-1H-G			
		GL4493-1H-R			
		GL4493-1H-W			
		GL4493-1H-Y			



Resistenza Compensativa

Applicazioni Led



LEGENDA

Colori: B = blue - blu, W = white - bianco, R = red - rosso, G = green - verde, Y = yellow - giallo, O = orange - arancio, RGB = rainbow - arcobaleno

Note: HI = alta intensità, BS = bulbo sferico, BSF = bulbo sferico frosted, BQ = bulbo quadrato, CB = Can-bus

E TECNO 1 S.r.l.
Via N. Bettoli 8 - 43038 Sala Baganza (PR) Italy

Tel. +39 0521 836672 E-mail info@etecno1.it
Fax +39 0521 836742 Website www.etecno1.it